

FLOWERS CHEMICAL LABORATORIES INC.

P.O. Box 150597, Altamonte Springs, FL 32715-0597
571 NW Mercantile Pl, Suite 111, Port St. Lucie, FL 34986
812 SW Harvey Green Dr, Madison, FL 32340
3980 Overseas Hwy, Suite 103, Marathon, FL 33050

Phone: 407-339-5984 E83018 (Main Lab)
Phone: 772-343-8006 E86562 (South Lab)
Phone: 850-973-6878 E82405 (North Lab)
Phone: 305-743-8598 E35834 (Keys Lab)

Florida Keys Aqueduct Authority-WWTP
3375 Overseas Hwy
Marathon, FL 33050

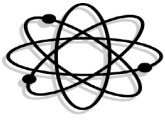
PO #: 15352
Client Project #: Cudjoe Key -M- SW Grabs
Date Sampled: Apr 8, 2016
Apr 20, 2016; Invoice: 295271

Report Summary

Date Received: Apr 8, 2016

FCL Project Manager: Thomas D. Cross

Laboratory #	Sample Description	Analysis	Chemist	Location	SampleMatrix
295271SW1	C-23	EPA350.1	PCW	Main Lab	Surface Water
		EPA351.2	VLB	Main Lab	
		EPA353.2	PCW	Main Lab	
		EPA365.1	VLB	Main Lab	
		OrgNit			
295271SW2	C-22	SM10200 H	ECG	Main Lab	Surface Water
		TotNit			
		EPA350.1	PCW	Main Lab	
		EPA351.2	VLB	Main Lab	
		EPA353.2	PCW	Main Lab	
295271SW3	C-21	EPA365.1	VLB	Main Lab	Surface Water
		OrgNit			
		SM10200 H	ECG	Main Lab	
		TotNit			
		EPA350.1	PCW	Main Lab	
295271SW4	CK-5	EPA351.2	VLB	Main Lab	Surface Water
		EPA353.2	PCW	Main Lab	
		EPA365.1	VLB	Main Lab	
		OrgNit			
		SM10200 H	ECG	Main Lab	
295271SW5	CK-8	TotNit			Surface Water
		EPA350.1	PCW	Main Lab	
		EPA351.2	VLB	Main Lab	
		EPA353.2	PCW	Main Lab	
		EPA365.1	VLB	Main Lab	
295271SW6	CK-14	OrgNit			Surface Water
		SM10200 H	ECG	Main Lab	
		TotNit			
		EPA350.1	PCW	Main Lab	
		EPA351.2	VLB	Main Lab	
		EPA353.2	PCW	Main Lab	
		EPA365.1	VLB	Main Lab	
		OrgNit			
		SM10200 H	ECG	Main Lab	
		TotNit			



FLOWERS CHEMICAL LABORATORIES INC.

P.O. Box 150597, Altamonte Springs, FL 32715-0597
571 NW Mercantile Pl, Suite 111, Port St. Lucie, FL 34986
812 SW Harvey Green Dr, Madison, FL 32340
3980 Overseas Hwy, Suite 103, Marathon, FL 33050

Phone: 407-339-5984 E83018 (Main Lab)
Phone: 772-343-8006 E86562 (South Lab)
Phone: 850-973-6878 E82405 (North Lab)
Phone: 305-743-8598 E35834 (Keys Lab)

Florida Keys Aqueduct Authority-WWTP
3375 Overseas Hwy
Marathon, FL 33050

PO #: 15352
Client Project #: Cudjoe Key -M- SW Grabs
Date Sampled: Apr 8, 2016
Apr 20, 2016; Invoice: 295271


295271SW7	C-26	EPA350.1	PCW	Main Lab	Surface Water
		EPA351.2	VLB	Main Lab	
		EPA353.2	PCW	Main Lab	
		EPA365.1	VLB	Main Lab	
		OrgNit			
295271SW8	CK-1	SM10200 H	ECG	Main Lab	Surface Water
		TotNit			
		EPA350.1	PCW	Main Lab	
		EPA351.2	VLB	Main Lab	
		EPA353.2	PCW	Main Lab	
		EPA365.1	VLB	Main Lab	
		OrgNit			
		SM10200 H	ECG	Main Lab	
		TotNit			

Certificate of Results

Sample integrity was certified prior to analysis. Test results meet all requirements of the NELAC Standards except as noted in the Quality Control Report. Uncertainties for these data are available on request. This report may not be reproduced in part; results relate only to items tested.



Jefferson S. Flowers, Ph.D.
President/Technical Director



FLOWERS CHEMICAL LABORATORIES INC.

P.O. Box 150597, Altamonte Springs, FL 32715-0597
571 NW Mercantile Pl, Suite 111, Port St. Lucie, FL 34986
812 SW Harvey Green Dr, Madison, FL 32340
3980 Overseas Hwy, Suite 103, Marathon, FL 33050


Phone: 407-339-5984 E83018 (Main Lab)
Phone: 772-343-8006 E86562 (South Lab)
Phone: 850-973-6878 E82405 (North Lab)
Phone: 305-743-8598 E35834 (Keys Lab)

Florida Keys Aqueduct Authority-WWTP
3375 Overseas Hwy
Marathon, FL 33050

PO #: 15352
Client Project #: Cudjoe Key -M- SW Grabs
Date Sampled: Apr 8, 2016
Apr 20, 2016; Invoice: 295271

Analysis Report

Lab #:	Sampled:	Desc:	Parameter	Result	Units	DF	MDL	PQL	QC Batch	Method	CAS #	Analyzed
295271SW1	04/08/16 08:05 AM	C-23	Organic Nitrogen	0.303		0				OrgNit		
			Total Nitrogen(as N)	0.303		0				TotNit	17778-88-0	
			Chlorophyll a	1.00 U	mg/m3	1.00	1.00	2.00	10307415	SM10200 H	479-61-8	04/08/16
			TKN(as N)	0.303 I	mg/L	1.00	0.200	0.400	10309153	EPA351.2	7727-37-9	04/15/16
			NO3+NO2(as N)	0.0200 U	mg/L	1.00	0.0200	0.0400	10309271	EPA353.2	I-005	04/18/16
			Ammonia (as N)	0.0100 U	mg/L	1.00	0.0100	0.0200	10309353	EPA350.1	7664-41-7	04/19/16
			Total Phosphorus(as P)	0.00200 U	mg/L	1.00	0.00200	0.00400	10309522	EPA365.1	7723-14-0	04/20/16
295271SW2	04/08/16 08:10 AM	C-22	Organic Nitrogen	0.364		0				OrgNit		
			Total Nitrogen(as N)	0.364		0				TotNit	17778-88-0	
			Chlorophyll a	1.00 U	mg/m3	1.00	1.00	2.00	10307415	SM10200 H	479-61-8	04/08/16
			TKN(as N)	0.364 I	mg/L	1.00	0.200	0.400	10309153	EPA351.2	7727-37-9	04/15/16
			NO3+NO2(as N)	0.0200 U	mg/L	1.00	0.0200	0.0400	10309271	EPA353.2	I-005	04/18/16
			Ammonia (as N)	0.0100 U	mg/L	1.00	0.0100	0.0200	10309353	EPA350.1	7664-41-7	04/19/16
			Total Phosphorus(as P)	0.00200 U	mg/L	1.00	0.00200	0.00400	10309522	EPA365.1	7723-14-0	04/20/16
295271SW3	04/08/16 08:20 AM	C-21	Organic Nitrogen	0.387		0				OrgNit		
			Total Nitrogen(as N)	0.387		0				TotNit	17778-88-0	
			Chlorophyll a	1.00 U	mg/m3	1.00	1.00	2.00	10307415	SM10200 H	479-61-8	04/08/16
			TKN(as N)	0.387 I	mg/L	1.00	0.200	0.400	10309153	EPA351.2	7727-37-9	04/15/16
			NO3+NO2(as N)	0.0200 U	mg/L	1.00	0.0200	0.0400	10309271	EPA353.2	I-005	04/18/16
			Ammonia (as N)	0.0100 U	mg/L	1.00	0.0100	0.0200	10309353	EPA350.1	7664-41-7	04/19/16
			Total Phosphorus(as P)	0.00200 U	mg/L	1.00	0.00200	0.00400	10309522	EPA365.1	7723-14-0	04/20/16



FLOWERS CHEMICAL LABORATORIES INC.

P.O. Box 150597, Altamonte Springs, FL 32715-0597
571 NW Mercantile Pl, Suite 111, Port St. Lucie, FL 34986
812 SW Harvey Green Dr, Madison, FL 32340
3980 Overseas Hwy, Suite 103, Marathon, FL 33050

Phone: 407-339-5984 E83018 (Main Lab)
Phone: 772-343-8006 E86562 (South Lab)
Phone: 850-973-6878 E82405 (North Lab)
Phone: 305-743-8598 E35834 (Keys Lab)

Florida Keys Aqueduct Authority-WWTP
3375 Overseas Hwy
Marathon, FL 33050

PO #: 15352
Client Project #: Cudjoe Key -M- SW Grabs
Date Sampled: Apr 8, 2016
Apr 20, 2016; Invoice: 295271

Lab #:	Sampled:	Desc:	Parameter	Result	Units	DF	MDL	PQL	QC Batch	Method	CAS #	Analyzed
295271SW4	04/08/16 08:25 AM	CK-5	Organic Nitrogen	0.360		0				OrgNit		
			Total Nitrogen(as N)	0.360		0				TotNit	17778-88-0	
			Chlorophyll a	1.00 U	mg/m3	1.00	1.00	2.00	10307415	SM10200 H	479-61-8	04/08/16
			TKN(as N)	0.360 I	mg/L	1.00	0.200	0.400	10309153	EPA351.2	7727-37-9	04/15/16
			NO3+NO2(as N)	0.0200 U	mg/L	1.00	0.0200	0.0400	10309271	EPA353.2	I-005	04/18/16
			Ammonia (as N)	0.0100 U	mg/L	1.00	0.0100	0.0200	10309353	EPA350.1	7664-41-7	04/19/16
			Total Phosphorus(as P)	0.00200 U	mg/L	1.00	0.00200	0.00400	10309522	EPA365.1	7723-14-0	04/20/16
295271SW5	04/08/16 08:35 AM	CK-8	Organic Nitrogen	0.368		0				OrgNit		
			Total Nitrogen(as N)	0.368		0				TotNit	17778-88-0	
			Chlorophyll a	1.00 U	mg/m3	1.00	1.00	2.00	10307415	SM10200 H	479-61-8	04/08/16
			TKN(as N)	0.368 I	mg/L	1.00	0.200	0.400	10309153	EPA351.2	7727-37-9	04/15/16
			NO3+NO2(as N)	0.0200 U	mg/L	1.00	0.0200	0.0400	10309272	EPA353.2	I-005	04/18/16
			Ammonia (as N)	0.0100 U	mg/L	1.00	0.0100	0.0200	10309353	EPA350.1	7664-41-7	04/19/16
			Total Phosphorus(as P)	0.00200 U	mg/L	1.00	0.00200	0.00400	10309522	EPA365.1	7723-14-0	04/20/16
295271SW6	04/08/16 08:50 AM	CK-14	Organic Nitrogen	0.400		0				OrgNit		
			Total Nitrogen(as N)	0.400		0				TotNit	17778-88-0	
			Chlorophyll a	1.00 U	mg/m3	1.00	1.00	2.00	10307415	SM10200 H	479-61-8	04/08/16
			TKN(as N)	0.400 I	mg/L	1.00	0.200	0.400	10309153	EPA351.2	7727-37-9	04/15/16
			NO3+NO2(as N)	0.0200 U	mg/L	1.00	0.0200	0.0400	10309272	EPA353.2	I-005	04/18/16
			Ammonia (as N)	0.0100 U	mg/L	1.00	0.0100	0.0200	10309353	EPA350.1	7664-41-7	04/19/16
			Total Phosphorus(as P)	0.00200 U	mg/L	1.00	0.00200	0.00400	10309522	EPA365.1	7723-14-0	04/20/16



FLOWERS CHEMICAL LABORATORIES INC.

P.O. Box 150597, Altamonte Springs, FL 32715-0597
571 NW Mercantile Pl, Suite 111, Port St. Lucie, FL 34986
812 SW Harvey Green Dr, Madison, FL 32340
3980 Overseas Hwy, Suite 103, Marathon, FL 33050

Phone: 407-339-5984 E83018 (Main Lab)
Phone: 772-343-8006 E86562 (South Lab)
Phone: 850-973-6878 E82405 (North Lab)
Phone: 305-743-8598 E35834 (Keys Lab)

Florida Keys Aqueduct Authority-WWTP
3375 Overseas Hwy
Marathon, FL 33050


PO #: 15352
Client Project #: Cudjoe Key -M- SW Grabs
Date Sampled: Apr 8, 2016
Apr 20, 2016; Invoice: 295271

Lab #: 295271SW7 **Sampled:** 04/08/16 09:05 AM **Desc:** C-26

Parameter	Result	Units	DF	MDL	PQL	QC Batch	Method	CAS #	Analyzed
Organic Nitrogen	0.281		0				OrgNit		
Total Nitrogen(as N)	0.281		0				TotNit	17778-88-0	
Chlorophyll a	1.00 U	mg/m3	1.00	1.00	2.00	10307415	SM10200 H	479-61-8	04/08/16
TKN(as N)	0.281 I	mg/L	1.00	0.200	0.400	10309153	EPA351.2	7727-37-9	04/15/16
NO3+NO2(as N)	0.0200 U	mg/L	1.00	0.0200	0.0400	10309272	EPA353.2	I-005	04/18/16
Ammonia (as N)	0.0100 U	mg/L	1.00	0.0100	0.0200	10309353	EPA350.1	7664-41-7	04/19/16
Total Phosphorus(as P)	0.00200 U	mg/L	1.00	0.00200	0.00400	10309522	EPA365.1	7723-14-0	04/20/16

Lab #: 295271SW8 **Sampled:** 04/08/16 09:30 AM **Desc:** CK-1

Parameter	Result	Units	DF	MDL	PQL	QC Batch	Method	CAS #	Analyzed
Organic Nitrogen	0.719		0				OrgNit		
Total Nitrogen(as N)	0.719		0				TotNit	17778-88-0	
Chlorophyll a	1.00 U	mg/m3	1.00	1.00	2.00	10307415	SM10200 H	479-61-8	04/08/16
TKN(as N)	0.719	mg/L	1.00	0.200	0.400	10309153	EPA351.2	7727-37-9	04/15/16
NO3+NO2(as N)	0.0200 U	mg/L	1.00	0.0200	0.0400	10309272	EPA353.2	I-005	04/18/16
Ammonia (as N)	0.0100 U	mg/L	1.00	0.0100	0.0200	10309353	EPA350.1	7664-41-7	04/19/16
Total Phosphorus(as P)	0.00200 U	mg/L	1.00	0.00200	0.00400	10309522	EPA365.1	7723-14-0	04/20/16



FLOWERS CHEMICAL LABORATORIES INC.

P.O. Box 150597, Altamonte Springs, FL 32715-0597
571 NW Mercantile Pl, Suite 111, Port St. Lucie, FL 34986
812 SW Harvey Green Dr, Madison, FL 32340
3980 Overseas Hwy, Suite 103, Marathon, FL 33050


Phone: 407-339-5984 E83018 (Main Lab)
Phone: 772-343-8006 E86562 (South Lab)
Phone: 850-973-6878 E82405 (North Lab)
Phone: 305-743-8598 E35834 (Keys Lab)

Florida Keys Aqueduct Authority-WWTP
3375 Overseas Hwy
Marathon, FL 33050

PO #: 15352
Client Project #: Cudjoe Key -M- SW Grabs
Date Sampled: Apr 8, 2016
Apr 20, 2016; Invoice: 295271

Quality Report

Quality Control Batch: 10307415		Analyst: ECG						
Blank	Result	Units						
Chlorophyll a	1.00U	mg/m3						
Quality Control Batch: 10309153		Analyst: VLB						
Blank	Result	Units						
TKN(as N)	0.200U	mg/L						
Laboratory Control Sample	Result	Units	Spike	%REC	%REC Lim			
TKN(as N)	2.82	mg/L	3.00	94.13	80.00-120.00			
Matrix Spike	Result	Units	Spike	%REC	%REC Lim	Sample		
TKN(as N)	3.00	mg/L	3.00	88.48	80.00-120.00	0.341		
Matrix Spike Duplicate	Result	Units	Spike	%REC	%REC Lim	Sample	RPD	RPD Lim
TKN(as N)	3.06	mg/L	3.00	90.56	80.00-120.00	0.341	2.07	20.00
Quality Control Batch: 10309272		Analyst: PCW						
Blank	Result	Units						
NO3+NO2(as N)	0.0200U	mg/L						
Laboratory Control Sample	Result	Units	Spike	%REC	%REC Lim			
NO3+NO2(as N)	2.06	mg/L	2.00	103.00	85.00-115.00			
Matrix Spike	Result	Units	Spike	%REC	%REC Lim	Sample		
NO3+NO2(as N)	4.23	mg/L	4.00	103.50	85.00-115.00	0.0900		



FLOWERS CHEMICAL LABORATORIES INC.

P.O. Box 150597, Altamonte Springs, FL 32715-0597
571 NW Mercantile Pl, Suite 111, Port St. Lucie, FL 34986
812 SW Harvey Green Dr, Madison, FL 32340
3980 Overseas Hwy, Suite 103, Marathon, FL 33050

Phone: 407-339-5984 E83018 (Main Lab)
Phone: 772-343-8006 E86562 (South Lab)
Phone: 850-973-6878 E82405 (North Lab)
Phone: 305-743-8598 E35834 (Keys Lab)

Florida Keys Aqueduct Authority-WWTP
3375 Overseas Hwy
Marathon, FL 33050

PO #: 15352
Client Project #: Cudjoe Key -M- SW Grabs
Date Sampled: Apr 8, 2016
Apr 20, 2016; Invoice: 295271

Matrix Spike Duplicate	Result	Units	Spike	%REC	%REC Lim	Sample	RPD	RPD Lim
NO3+NO2(as N)	4.25	mg/L	4.00	104.00	85.00-115.00	0.0900	0.47	20.00

Quality Control Batch: 10309353

Analyst: PCW

Blank	Result	Units
Ammonia (as N)	0.0100U	mg/L

Laboratory Control Sample	Result	Units	Spike	%REC	%REC Lim
Ammonia (as N)	0.513	mg/L	0.500	102.60	85.00-115.00

Matrix Spike	Result	Units	Spike	%REC	%REC Lim	Sample
Ammonia (as N)	0.883	mg/L	0.780	113.21	85.00-115.00	0.0100U

Matrix Spike Duplicate	Result	Units	Spike	%REC	%REC Lim	Sample	RPD	RPD Lim
Ammonia (as N)	0.870	mg/L	0.780	111.54	85.00-115.00	0.0100U	1.48	20.00

Quality Control Batch: 10309522

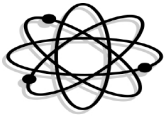
Analyst: VLB

Blank	Result	Units
Total Phosphorus(as P)	0.00200U	mg/L

Laboratory Control Sample	Result	Units	Spike	%REC	%REC Lim
Total Phosphorus(as P)	0.499	mg/L	0.500	99.71	85.00-115.00

Matrix Spike	Result	Units	Spike	%REC	%REC Lim	Sample
Total Phosphorus(as P)	0.182	mg/L	0.200	90.67	85.00-115.00	0.00100

Matrix Spike Duplicate	Result	Units	Spike	%REC	%REC Lim	Sample	RPD	RPD Lim
Total Phosphorus(as P)	0.183	mg/L	0.200	91.20	85.00-115.00	0.00100	0.57	20.00



FLOWERS CHEMICAL LABORATORIES INC.

P.O. Box 150597, Altamonte Springs, FL 32715-0597
571 NW Mercantile Pl, Suite 111, Port St. Lucie, FL 34986
812 SW Harvey Green Dr, Madison, FL 32340
3980 Overseas Hwy, Suite 103, Marathon, FL 33050

Phone: 407-339-5984 E83018 (Main Lab)
Phone: 772-343-8006 E86562 (South Lab)
Phone: 850-973-6878 E82405 (North Lab)
Phone: 305-743-8598 E35834 (Keys Lab)

Florida Keys Aqueduct Authority-WWTP
3375 Overseas Hwy
Marathon, FL 33050

PO #: 15352
Client Project #: Cudjoe Key -M- SW Grabs
Date Sampled: Apr 8, 2016
Apr 20, 2016; Invoice: 295271

Narrative Report

Sample Handling

Sample handling and holding time criteria were met for all samples. Samples collected by FCL. No unusual events occurred during analysis. Results are reported on a wet weight basis.

Quality Control

Enclosed analyses met method or FCL criteria, unless otherwise denoted on the sample results. Applied data qualifiers are defined below.

Attachments

Chain of Custody
Field Data

Qualifier	Meaning
U	Compound was analyzed for but not detected.
J	Estimated value; one or more QC components associated with this data value exceed current QC limits.
Q	Sample held beyond the accepted holding time.
L	Off-scale high; reported concentration exceeds the highest standard.
V	Analyte was detected in both the sample and the associated method blank.
W	The dissolved oxygen blank was above 0.2 mg/L but less than the MDL.
Z	Too numerous to count colonies on plate.
A	Absent
P	Present
T	Value reported is less than the statistical method detection limit. Reported for informational purposes only.
M	Value reported is greater than the statistical method detection limit, but less than the reported MDL.
G	The greatest of the dilutions performed did not yield sufficient oxygen depletion for valid data.
S	The least of the dilutions performed did not yield sufficient oxygen residual for valid data.
O	Result is greater than (over) the specified value.
I	Reported value is between the laboratory method detection limit and the laboratory practical quantitation limit.
B	Results based upon colony plate count outside ideal range.
Y	The laboratory analysis was from an improperly preserved sample. The data may not be accurate.